

FORTNITE ISLAND MARKETING PLAN

This template provides a structured framework for creating an island marketing plan, guiding you through key elements such as target audience analysis, competitive research, marketing strategies, budget allocation, timeline, and evaluation criteria.

Adapt and customize this template to fit the specific needs and goals of your game's marketing campaign.



FORTNITE
CREATOR



CONTENTS

- 01 TOPLINE SUMMARY**
- 02 TARGET AUDIENCE**
- 03 COMPETITIVE ANALYSIS**
- 04 MARKETING STRATEGIES**
- 05 BUDGET ALLOCATION**
- 06 TIMELINE AND MILESTONES**
- 07 METRICS AND KPIS**
- 08 TEAM RESPONSIBILITIES**
- 09 CONTINGENCY PLAN**
- 10 EVALUATION AND REVIEW**




01

TOPLINE SUMMARY


Overview of Your Fortnite Island

i Include things such as: unique features, kind of gamers you want to play your game, specific genre, etc.



Marketing Objectives

i Include goals such as: increase island visits, boost player engagement, encourage community interaction, etc.




02

TARGET AUDIENCE


Target Audience Summary

- ① Describe your target audience, such as, but not limited to: Fortnite players of all ages, casual and competitive gamers, content creators, gaming communities, and more.



Audience Insights

- ① Attitudes, interests, aspirations and of your target audience such as: explorers, creative builders, challengers, and social gamers.




03

COMPETITIVE ANALYSIS


Analysis of Other Popular Fortnite Islands and Creative Modes

i Take a look at popular islands that overlap with your Island's genre(s).



Unique Selling Points (USPs)

i Determine what is unique about your Fortnite Island, such as: innovative gameplay mechanics, creative designs, immersive experiences, and community engagement opportunities.



04

MARKETING STRATEGIES

This section will outline at a high level different marketing strategies you can utilize for your Fortnite Island.

SOCIAL MEDIA MARKETING

Choose Your Platforms


- ① Identify platforms where your audience lives such as, but not limited to: Instagram, TikTok, X (Twitter), and YouTube where you can showcase your island, share gameplay clips, teasers, and player creations.

Make a Content Plan

- ① A content plan includes creating engaging posts, videos, stories that highlight unique features, events, challenges, player spotlights, etc.

Consider Your Engagement Tactics

- ① You can run contests, giveaways, challenges to encourage player participation, community interaction, etc..



04

MARKETING STRATEGIES

INFLUENCER PARTNERSHIPS

Identify Potential Influencers


- ① Fortnite influencers, content creators, and streamers with a large following and engaged audience.

Make Collaboration Offers

- ① Offer influencers early access to the island, exclusive content, custom events, and promotional codes for their followers.

Prepare a Communication Plan

- ① Reach out to influencers via social media, email, or influencer platforms to pitch collaboration opportunities and negotiate terms.



04

MARKETING STRATEGIES

PAID ADVERTISING

Choose Your Platforms


- ① Consider running ads on social media, YouTube, and gaming websites to reach a wider audience. Make sure to follow the Fortnite Island Creator Rules for promoting your island.

Allocate Your Budget

- ① Identify a portion of your marketing budget for paid ads based on expected reach, targeting options, and ROI (return on investment).

Explore Different Ad Types

- ① Consider options like video ads, sponsored content, and in-game promotions to showcase your island and attract new players.



04

MARKETING STRATEGIES

CONTENT MARKETING

Identify Your Content Types

- ① For example: blog posts, guides, tutorials showcasing gameplay strategies, building tips, player experiences on your island, etc.

Build a Content Calendar

- ① Plan regular content releases to keep players engaged and informed about updates, events, and new features.

Search Engine Optimization (SEO) Strategy

- ① Optimize content with relevant keywords and hashtags to improve visibility in search results and social media.

04

MARKETING STRATEGIES

COMMUNITY ENGAGEMENT

Build Your Community

- ① Build a community around your Fortnite island through forums, social media groups, and Discord servers.

Be Active

- ① Engage with players, gather feedback, host Q&A sessions, and involve the community in decision-making processes (e.g., new features, events).

Host Events


- ① Organize community events, tournaments, and collaborations with player-created content (maps, challenges).

05

BUDGET ALLOCATION


Break Down Your Budget

i Create a strategic mix across social media, influencers, ads, content, and community engagement.



Allocate Your Resources

i Based on expected ROI (return on investment), reach, and impact of each marketing channel.




06

TIMELINE & MILESTONES


Determine Your Phased Approach

- ⓘ Such as: pre-launch (teasers, announcements), launch (events, promotions), post-launch (updates, community engagement)



Identify Key Milestones

- ⓘ Such as: game release date, influencer collaboration drops, ad campaigns, community events, major content releases, post launch updates, etc.



07

METRICS & KPIS

Identify Your Key Performance Indicators (KPIs)

- ① KPI's can include: island visits, player engagement (time spent, interactions), social media metrics (likes, shares, comments), ad performance* (click-through rate, conversions).

*Advertising of your island must follow these rules:
<https://www.fortnite.com/news/fortnite-island-creator-rules>

Select Your Analytics Tools


- ① Use Fortnite analytics, social media insights, and ad platforms' analytics to track and analyze metrics, measure success, and optimize campaigns.

08

TEAM RESPONSIBILITIES


Define Roles and Responsibilities (R&Rs)

- ① Assign tasks to team members (e.g., marketing manager, content creator, community manager) for each marketing strategy (if applicable).



Establish Clear Communication Channels

- ① Define collaborative workflows, schedule regular updates for coordinating marketing efforts and sharing progress, etc.




09

CONTINGENCY PLAN


Identify Potential Challenges

- ① Strategize solutions for risks that may impact the marketing plan, such as technical issues or negative feedback.



Formulate A Backup Plan

- ① Consider strategies, contingency plans, and crisis management protocols to address unexpected events, mitigate risks, and maintain a positive brand image.




10

EVALUATION & REVIEW

Assess Your Evaluation Criteria

- ① Determine criteria for evaluating the success of the marketing plan (e.g., increased island visits, higher player engagement, positive feedback).



Review Your Schedule

- ① Set regular review periods (weekly, monthly) to assess the performance of marketing strategies, analyze data, gather feedback, make adjustments, and optimize campaigns for ongoing success.

